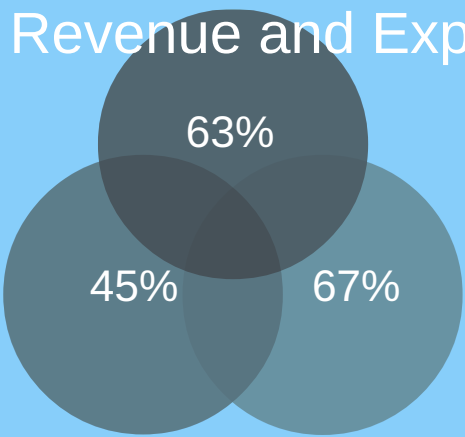


# Revenue and Expenses



- Events
- Donations
- Expenses/Grants

## Revenue

- Wine Tasting ~ \$1860
- 5K Run ~ \$1388
- Rev 'n Ride ~ \$3826
- Donations ~ \$3937
- Other Income ~ \$68

## Expenses

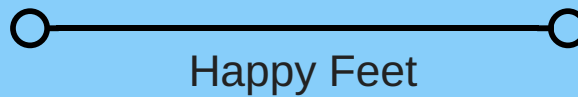
- Operations ~ \$1101
- Marketing ~ \$370
- Events ~ \$2237



# Year In Review

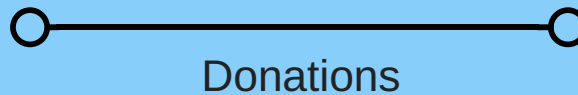
*A visual stroll through 12 months of hard work, grit and determination accomplished by volunteers*

Grants Awarded  
**5 individuals ~ \$3750**

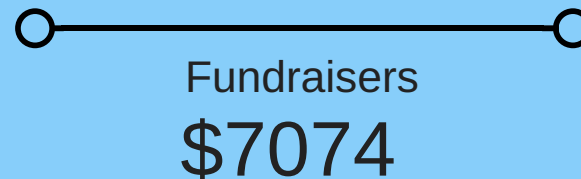


**120 bags**

*120 homeless people given bags of socks, toiletries, snacks*



**\$3937**



Social Media Followers  
up 83%



Since 2014 we've ...

- Given \$4750 to 7 families
- Distributed goody bags to 120 Homeless
- Raised Over \$29K
- Held 5 Fundraisers

*Mission...to help those who have suffered the sudden loss of their life partner*